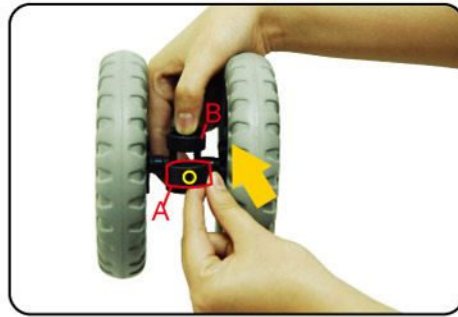


Assembly Manual:




1 Content: 1 stroller frame, 1 carrier bag, 2 front wheels 1 set of rear wheels, 1 cup holder.



2 Insert part A (ring) into part B as shown in the diagram.



3 Insert the assembled front wheel onto the frame tube and rotate until it clips into place. (should hear a clicking sound)



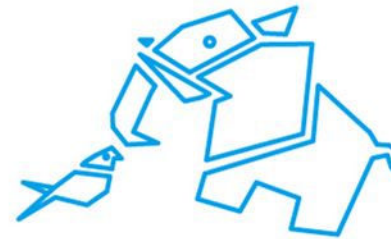
4 Insert rear wheel set onto the frame until it clicks into place (should hear a clicking sound).



5 Hold the handle with both hands and pull up the handle slowly till both joints clip properly.



6 Place the cup holder to the frame as shown.



★ LA37230 ★

★ ★ Folding steps: ★ ★



1 Press the red button. Hold the button and twist it downwards.



2 Lay down the handle to fold the stroller.



3 Lock the frame by the side hook.